

Ss Isidore & Maria Torribia Parish Year End Report 7/1/18 - 6/30/19

Income 7/1/18 - 6/30/19

Regular Collections	\$ 242,348	81.4%
Auxiliary Receipts	\$ 6,765	2.3%
Program Income	\$ 3,019	1.0%
Donations & Bequests	\$ 38,716	13.0%
Fundraising	\$ 6,060	2.0%
Other Operating Income	\$ 908	0.3%
Total Operating Income	<u>\$297,816</u>	100.0%

Expenses 7/1/18 - 6/30/19


Salaries & Benefits	\$206,980	67.4%
Insurance on Buildings	\$20,571	6.7%
Program Expenses	\$385	0.1%
Supplies	\$16,671	5.4%
Building and Maint	\$31,653	10.3%
Fundraising	\$979	0.3%
Other Operating	\$26,758	8.7%
Rectory Expenses	\$2,792	0.9%
Gifts to Other Entities	\$375	0.1%
Total Operating Expense	<u>\$307,164</u>	100.0%

Operating Income	\$297,816
Operating Expense	<u>\$307,164</u>
Net Operating Income	\$ (9,348)


Non-Operating Income	<u>\$ (3,892)</u>
----------------------	--------------------------

NET REVENUE	<u><u>\$ (13,240)</u></u>
--------------------	----------------------------------

**Ss ISIDORE & MARIA TORRIBIA PARISH
INCOME 7/1/18-6/30/19**



**Ss ISIDORE & MARIA TORRIBIA PARISH
EXPENSES 7/1/18-6/30/19**




Ss Isidore & Maria Torribia Budget 7/1/19 - 6/30/20

Projected Income 7/1/19 - 6/30/20

Regular Collections	\$226,800	92.6%
Auxiliary Receipts	5050	2.1%
Program Income	\$2,300	0.9%
Donations & Bequests	\$4,250	1.7%
Fundraising	\$5,700	2.3%
Other Operating Income	\$850	0.3%
Total Operating Income	\$244,950	100.0%

Ss ISIDORE & MARIA TORRIBIA PARISH INCOME 7/1/19-6/30/20

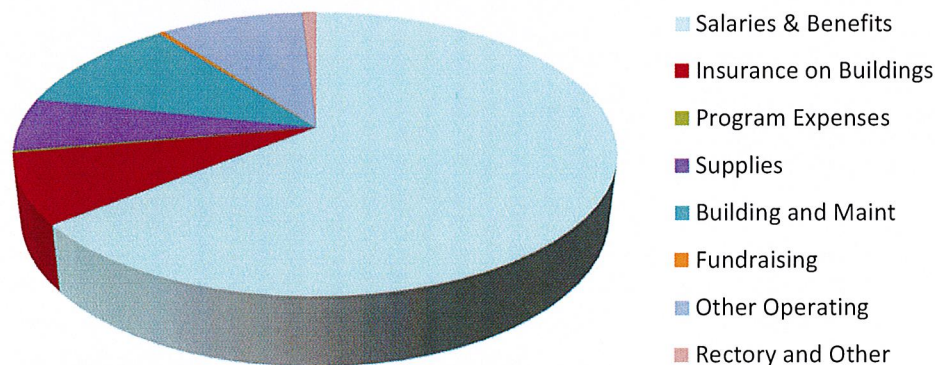


Projected Expenses 7/1/19 - 6/30/20

Salaries & Benefits	\$169,596	64.3%
Insurance on Buildings	\$21,173	8.0%
Program Expenses	\$400	0.2%
Supplies	\$16,170	6.1%
Building and Maint	\$29,149	11.0%
Fundraising	\$1,000	0.4%
Other Operating	\$23,962	9.1%
Rectory and Other	\$2,500	0.9%
Gifts to Other Entities	\$0	0.0%
Total Operating Expenses	\$263,950	100.0%

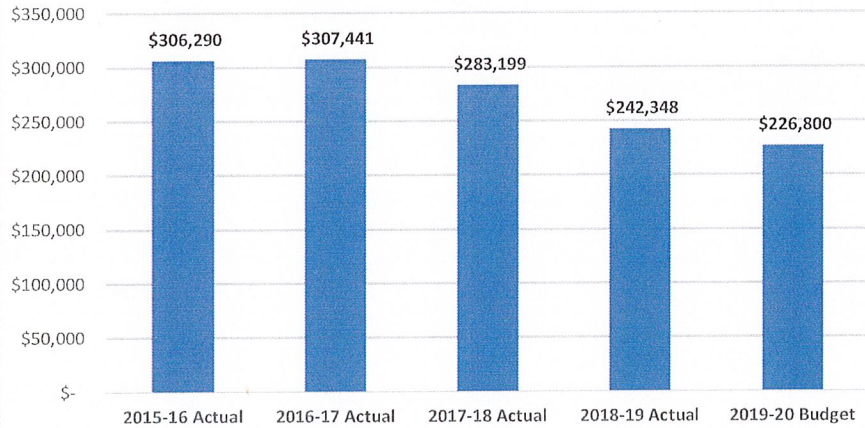
Operating Income	\$244,950
Operating Expense	\$263,950
Net Operating Income	\$ (19,000)

Ss ISIDORE & MARIA TORRIBIA PARISH EXPENSES 7/1/19-6/30/20

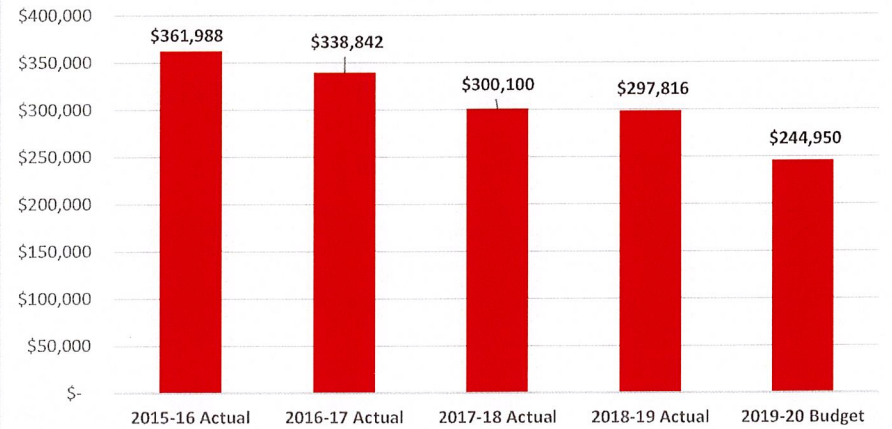


Ss Isidore & Maria Torribia Parish Income & Expense Trends

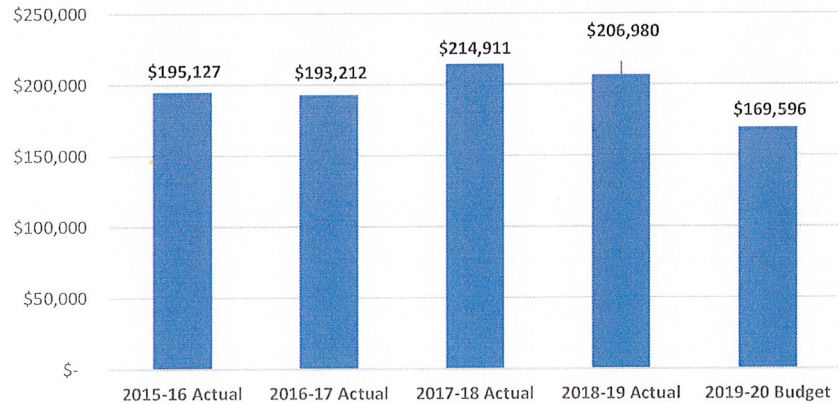
Regular Collections



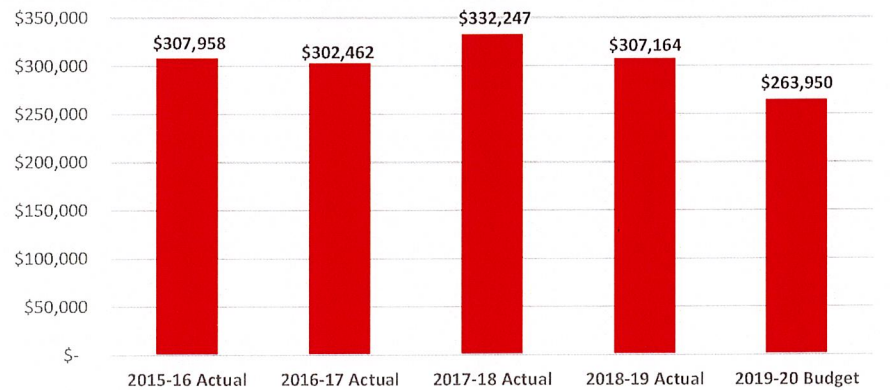
Total Operating Income



Salaries & Benefits



Total Operating Expenses



Ss. Isidore and Maria Torribia Parish
Summary Balance Sheet Trend

	As of 6/30/2015	As of 6/30/2016	As of 6/30/2017	As of 6/30/2018	As of 6/30/2019	Balance Sheet Without Annual Appeal 6/30/19
Assets						
Operating Checking Account	50,693	59,808	68,916	22,370	22,013	-
Savings Account	20,478	20,499	20,520	21,743	11	-
Social Fund Accounts	48,439	48,342	49,483	49,473	47,752	39,413
Communis - Long Term Investments	66,163	67,198	91,504	106,258	113,622	113,622
Accounts Receivable			1,370		1,787	1,787
Total Assets	185,773	195,847	231,793	199,844	185,185	154,822
Liabilities & Fund Balance						
Accounts Payable	9,350	1,417	2,960	3,856	2,211	2,211
Payroll Related Liabilities	4,250	674	521	40	57	57
Other Diocesan Collections	1,836	1,963	1,854	1,462	442	442
Uncelebrated Mass Intentions	3,760	3,560	2,215	2,160	3,389	3,389
Total Liabilities	19,196	7,614	7,550	7,518	6,099	6,099
Fund Balance	166,577	188,233	224,243	192,326	179,086	148,723
Total Liabilities & Fund Balance	185,773	195,847	231,793	199,844	185,185	154,822