

Ss. Isidore and Maria Torribia Parish
Summary Balance Sheet Trend

	As of 6/30/2015	As of 6/30/2016	As of 6/30/2017	As of 6/30/2018	As of 6/30/2019	As of 6/30/2020	As of 6/30/2021
Assets							
Operating Checking Account	50,693	59,808	68,916	22,370	22,013	64,712	116,897
Savings Account	20,478	20,499	20,520	21,743	11	6	6
Social Fund Accounts	48,439	48,342	49,483	49,473	47,752	49,038	49,196
Communis - Long Term Investments	66,163	67,198	91,504	106,258	113,622	113,480	147,725
Accounts Receivable			1,370		1,787	1,472	-
Total Assets	185,773	195,847	231,793	199,844	185,185	228,707	313,824
Liabilities & Fund Balance							
Accounts Payable	9,350	1,417	2,960	3,856	2,211	4,040	880
Payroll Related Liabilities	4,250	674	521	40	57	155	552
Other Diocesan Collections	1,836	1,963	1,854	1,462	442	879	1,470
PPP Loan						25,300	25,305
Uncelebrated Mass Intentions	3,760	3,560	2,215	2,160	3,389	2,556	3,190
Total Liabilities	19,196	7,614	7,550	7,518	6,099	32,931	31,397
Fund Balance	166,577	188,233	224,243	192,326	179,086	195,776	282,427
Total Liabilities & Fund Balance	185,773	195,847	231,793	199,844	185,185	228,707	313,824

Ss Isidore & Maria Torribia Parish Year End Report 7/1/20 - 6/30/21

Income 7/1/20 - 6/30/21

Regular Collections	\$ 244,044	88.6%
Auxiliary Receipts	\$ 9,609	3.5%
Program Income	\$ 2,560	0.9%
Donations & Bequests	\$ 15,597	5.7%
Fundraising	\$ 3,327	1.2%
Other Operating Income	\$ 252	0.1%
Total Operating Income	\$275,389	100.0%

Expenses 7/1/20 - 6/30/21

Salaries & Benefits	\$153,461	62.4%
Insurance on Buildings	\$24,015	9.8%
Program Expenses	\$0	0.0%
Supplies	\$13,804	5.6%
Building and Maint	\$27,116	11.0%
Fundraising	\$1,396	0.6%
Other Operating	\$24,089	9.8%
Rectory Expenses	\$1,952	0.8%
Gifts to Other Entities	\$0	0.0%
Total Operating Expense	\$245,833	100.0%

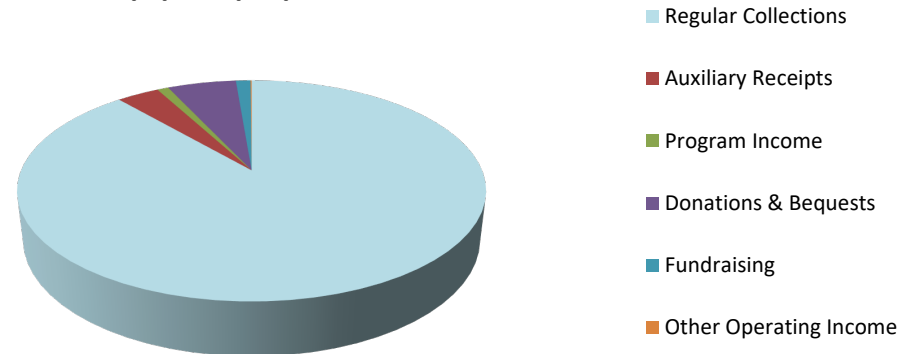
Operating Income	\$275,389
Operating Expense	<u>\$245,833</u>

Net Operating Income **\$ 29,556**

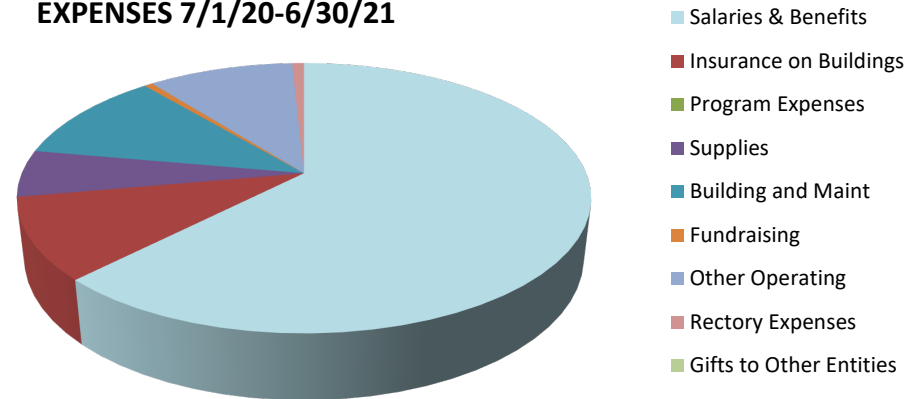
Non-Operating Income \$ 59,813

NET REVENUE **\$ 89,369**

**Ss ISIDORE & MARIA TORRIBIA PARISH
INCOME 7/1/20-6/30/21**



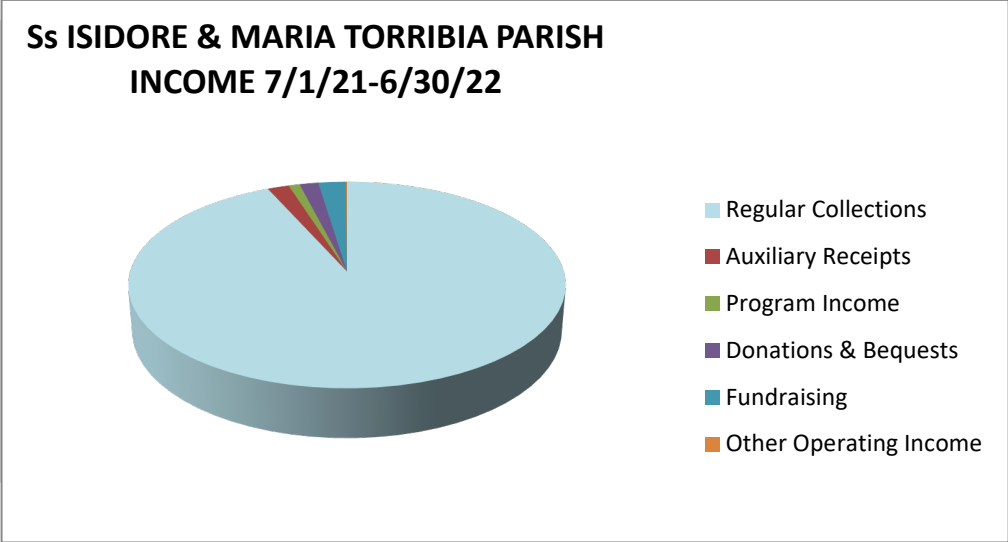
**Ss ISIDORE & MARIA TORRIBIA PARISH
EXPENSES 7/1/20-6/30/21**



Ss Isidore & Maria Torribia Budget 7/1/21 - 6/30/22

Projected Income 7/1/21 - 6/30/22

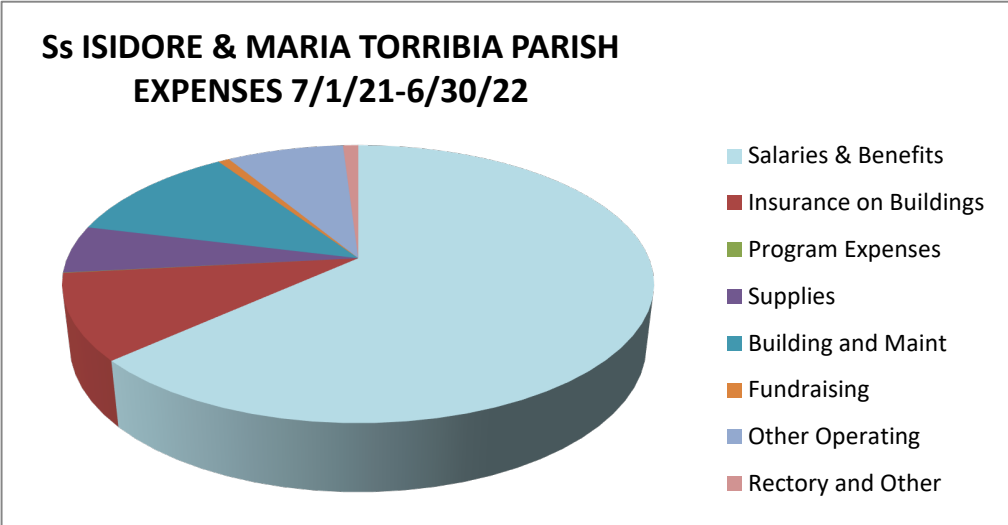
Regular Collections	\$238,400	93.3%
Auxiliary Receipts	4600	1.8%
Program Income	\$2,400	0.9%
Donations & Bequests	\$4,000	1.6%
Fundraising	\$5,900	2.3%
Other Operating Income	<u>\$250</u>	0.1%
Total Operating Income	\$255,550	100.0%



Projected Expenses 7/1/21 - 6/30/22

Salaries & Benefits	\$161,807	63.3%
Insurance on Buildings	\$25,465	10.0%
Program Expenses	\$100	0.0%
Supplies	\$14,181	5.5%
Building and Maint	\$30,064	11.8%
Fundraising	\$1,900	0.7%
Other Operating	\$19,483	7.6%
Rectory and Other	\$2,550	1.0%
Gifts to Other Entities	<u>\$0</u>	0.0%
Total Operating Expenses	\$255,550	100.0%

Operating Income	\$255,550
Operating Expense	<u>\$255,550</u>
Net Operating Income	\$ -



Ss Isidore & Maria Torribia Parish Income & Expense Trends

